

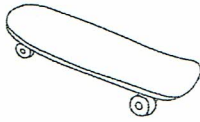


Klasse: \_\_\_\_\_ Datum: \_\_\_\_\_ Name: \_\_\_\_\_

### Zusätzlicher Wortschatz

-  **1** a) Listen to your teacher.
-  b) Read.



skateboard



pullover




shorts

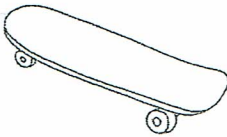


flip-flops



poster

-  **2** Trace and write.




---



---



---



---



---




---

© 2008 Cornelsen Verlag, Berlin. Alle Rechte vorbehalten.

Klasse: \_\_\_\_\_ Datum: \_\_\_\_\_ Name: \_\_\_\_\_

## Early finishers

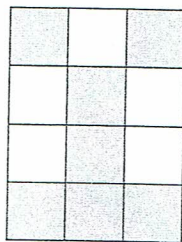
 **1** Write the words.

ybab = \_\_\_\_\_ trihs-T = \_\_\_\_\_

ixat = \_\_\_\_\_ yobwoc = \_\_\_\_\_

puhctek = \_\_\_\_\_

 **2** Colour the boxes.



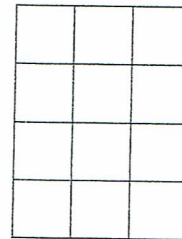
seven




eleven



two




four




ten




eight



five




one



nine



twelve




three




six

Klasse: \_\_\_\_\_ Datum: \_\_\_\_\_ Name: \_\_\_\_\_

### Zusätzlicher Wortschatz

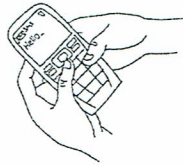
 **1** Listen to your teacher and read.



volleyball




singing




texting



doing  
homework



surfing the  
Internet

 **2** What do you like? Write.

I like \_\_\_\_\_.

 **3** a) Write a letter.

b) Ask your teacher and tick.

Dear Mr / Mrs \_\_\_\_\_,



Do you like \_\_\_\_\_?



Do you \_\_\_\_\_?



Do \_\_\_\_\_?



\_\_\_\_\_?



\_\_\_\_\_?




Best wishes,

\_\_\_\_\_

Klasse: \_\_\_\_\_ Datum: \_\_\_\_\_ Name: \_\_\_\_\_

## Early finishers

 Read and colour.

Colour the basketball blue.

Colour the table tennis ball orange.

Colour the football red and green.

Colour the mountain bike yellow.

Colour the inline skates white.

Colour the skateboard red.


Colour the tennis ball blue.

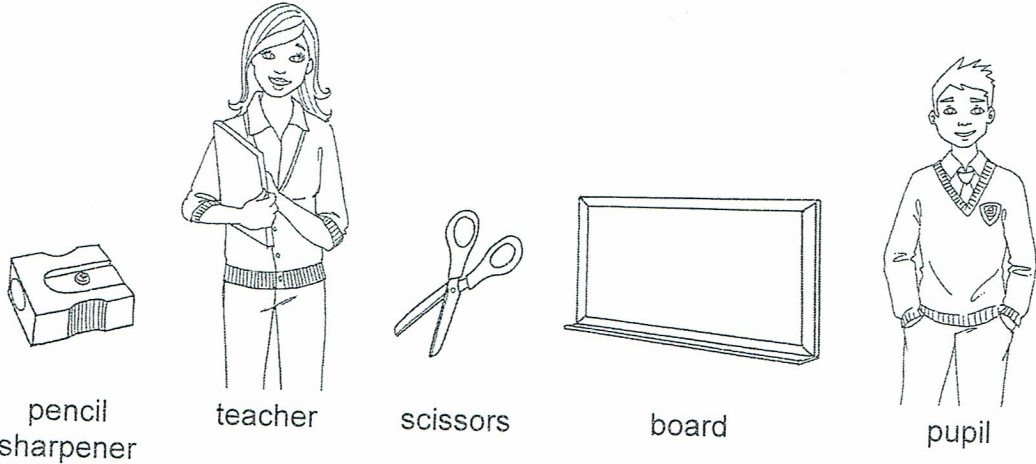
Colour the T-shirts brown, orange and black.





Klasse: \_\_\_\_\_ Datum: \_\_\_\_\_ Name: \_\_\_\_\_

### Zusätzlicher Wortschatz

 **1** Listen to your teacher and read.



 **2** Look and write.



pencil case, pencil, pen, book, glue, felt tip, folder, scissors, pencil sharpener, teacher, board, pupil

© 2008 Cornelsen Verlag, Berlin. Alle Rechte vorbehalten.


Klasse: \_\_\_\_\_ Datum: \_\_\_\_\_ Name: \_\_\_\_\_


### Early finishers

 **1** Write the words.

- |                        |                     |
|------------------------|---------------------|
| 1. licnep esac = _____ | 6. relur = _____    |
| 2. eulg = _____        | 7. rebbur = _____   |
| 3. nep = _____         | 8. tlef pit = _____ |
| 4. gab = _____         | 9. koob = _____     |
| 5. redlof = _____      | 10. licnep = _____  |



→ rubber, felt tip, glue, ruler, pencil, folder, pen, book, bag, pencil case






 **2** Write the words from exercise 1.




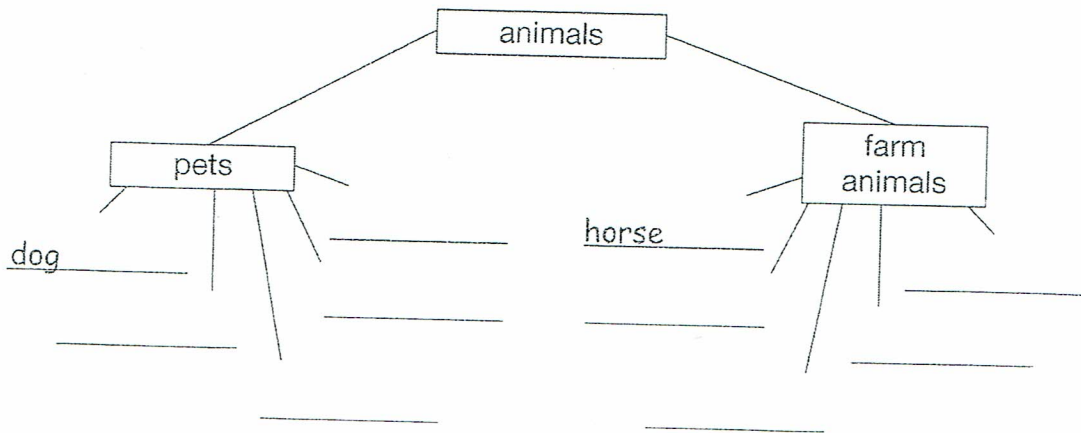

Klasse: \_\_\_\_\_ Datum: \_\_\_\_\_ Name: \_\_\_\_\_

### Zusätzlicher Wortschatz

-  **1** a) Listen to your teacher.
-  b) Read and write.

chicken 	cow 	goat 	horse 	pig 
--	--	---	---	--

 **2** Make a network.



© 2008 Cornelsen Verlag, Berlin. Alle Rechte vorbehalten.

Klasse: \_\_\_\_\_ Datum: \_\_\_\_\_ Name: \_\_\_\_\_

### Early finishers

Make your own pets book.



Cut out the pages.



Staple the pages together.




Colour the pictures.

Write the sentences.



My pets  
book



This is a cat.


The cat is black.

I like / I don't like cats.

Name: \_\_\_\_\_

2

3




4

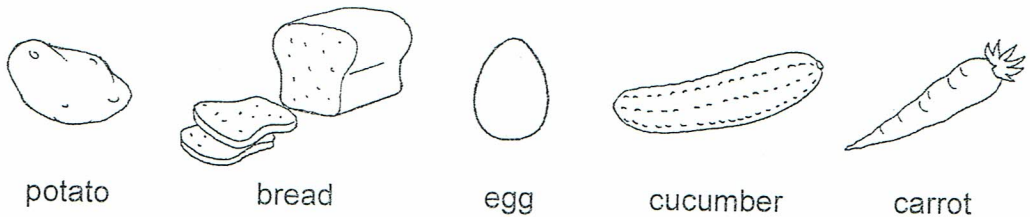
5 6



Klasse: \_\_\_\_\_ Datum: \_\_\_\_\_ Name: \_\_\_\_\_

### Zusätzlicher Wortschatz

 **1** Listen to your teacher and read.




potato                      bread                      egg                      cucumber                      carrot

 **2** Odd one out. Read and cross out.


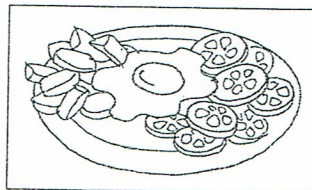



- a) onion, ~~ham~~, tomato, cucumber
- b) apple, orange, banana, bread
- c) chips, potato, egg
- d) cheese, ice tea, milk, juice
- e) chicken, ham, carrot, fish

 **3** Read, look and match.



hamburger, chips, carrot	bread, cheese, cucumber	potato, egg, tomato
-----------------------------	----------------------------	------------------------



Klasse: \_\_\_\_\_ Datum: \_\_\_\_\_ Name: \_\_\_\_\_

## Early finishers



**Food from the supermarket.**  
**Cut out, glue and write.**


1. Schneide aus Supermarktprospekten Lebensmittel aus, die du schon auf Englisch kennst.
2. Klebe die Bilder über den Korb.
3. Schreibe die englischen Wörter zu den Lebensmitteln.



→ ham, cheese, onions, tomatoes, chicken, orange juice, milk, ice tea, bananas, apples, fish, chips, pizza, oranges, apple juice

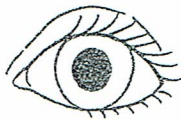
Klasse: \_\_\_\_\_ Datum: \_\_\_\_\_ Name: \_\_\_\_\_

### Zusätzlicher Wortschatz

 **1** Listen to your teacher and read.



face



eye




ear




mouth



nose


 **2** Circle the words.

face stomach mouth head ear nose arm eye knee leg

 **3** a) Draw a head.  
b) Draw lines and write the new words.


Klasse: \_\_\_\_\_ Datum: \_\_\_\_\_ Name: \_\_\_\_\_

### Early finishers

 **1 English in Germany. Cut out and glue.**



- a) Sammle ein paar Prospekte aus Drogeriemärkten in deiner Nähe.
- b) Schneide die Produkte aus, auf denen du englische Wörter findest.
- c) Klebe sie in diesen Kasten und umkreise die englischen Wörter.

 **2 a) Odd one out. Read and circle.**



b) Write the word.

- 1. head – stomach – sandwich – finger      sandwich \_\_\_\_\_
- 2. knee – dog – arm – leg      \_\_\_\_\_
- 3. finger – pencil – foot – hand      \_\_\_\_\_
- 4. apple – head – shoulder – back      \_\_\_\_\_
- 5. back – arm – stomach – cowboy      \_\_\_\_\_
- 6. arm – foot – leg – cat      \_\_\_\_\_

Klasse: \_\_\_\_\_ Datum: \_\_\_\_\_ Name: \_\_\_\_\_

## Zusätzlicher Wortschatz



**1 Listen to your teacher and read.**



today	heute
tomorrow	morgen
yesterday	gestern
before	vor
after	nach



**2 Read and write.**



yesterday	today	tomorrow
Monday	Tuesday	
Tuesday		Thursday
Sunday		
	Friday	
		Sunday



**3 What is next? Read and write.**



- a) Monday – Tuesday – Wednesday – \_\_\_\_\_
- b) Monday – Wednesday – Friday – \_\_\_\_\_
- c) Monday – Thursday – Sunday – \_\_\_\_\_



**4 Read and circle.**

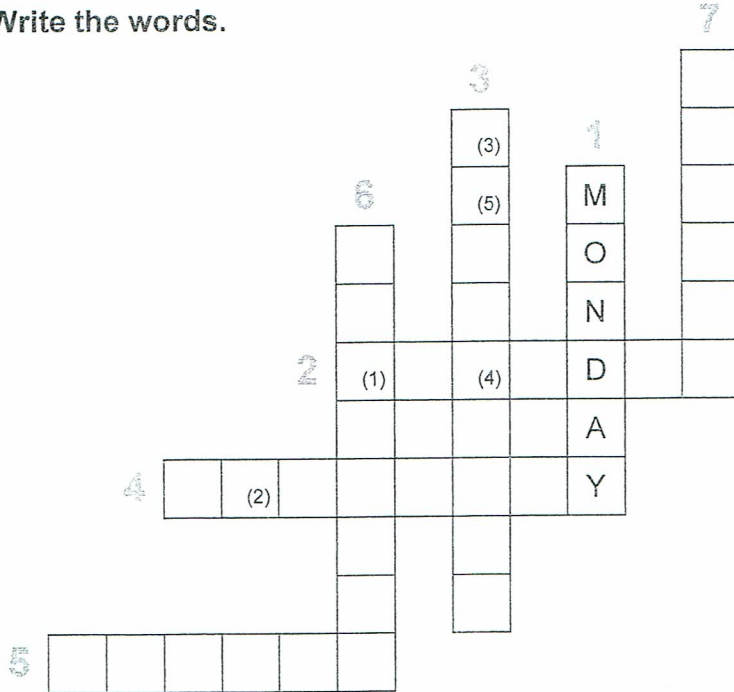


- What is before Tuesday? a) Saturday b) Monday c) Wednesday
- What is after Saturday? a) Sunday b) Tuesday c) Friday
- What is before Monday? a) Thursday b) Sunday c) Tuesday
- What is after Sunday? a) Wednesday b) Saturday c) Monday

Klasse: \_\_\_\_\_ Datum: \_\_\_\_\_ Name: \_\_\_\_\_

### Early finishers

**1** Write the words.



\_\_\_\_\_ E          \_\_\_\_\_ K  
 (1) (2)                (3) (4) (5)

© 2008 Cornelsen Verlag, Berlin. Alle Rechte vorbehalten

**2** a) Circle the words. Use your blue, red, yellow and green felt tips.

body = blue, pets = red, food = yellow, the week = green




b) Write the words.


arm   cat   dog   finger   Friday   milk   guinea pig   ham   head   leg   Monday   Sunday   tomato   apple

the week	body	food	pets

Klasse: \_\_\_\_\_ Datum: \_\_\_\_\_ Name: \_\_\_\_\_

## Early finishers



 **1** Do the crossword.

 **2** Project: More than fifty? Write and tick.


	< 50	> 50
1. There are <u>30</u> teachers at Park School.	✓	
2. There are _____ books in my classroom.		
3. There are _____ chairs in my classroom.		
4. There are _____ pupils at my school.		
5. I have _____ sisters and brothers.		
6. There are _____ _____		

Klasse: \_\_\_\_\_ Datum: \_\_\_\_\_ Name: \_\_\_\_\_

## Zusätzlicher Wortschatz

  **1** Listen to your teacher and read.

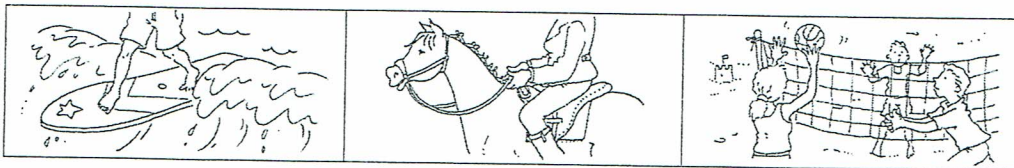
outdoor activity	Beschäftigung im Freien
indoor activity	Beschäftigung drinnen



fishing

jogging


cycling




surfing

riding a horse

playing beach volleyball

  **2** Look at the pictures and write. What are they doing?




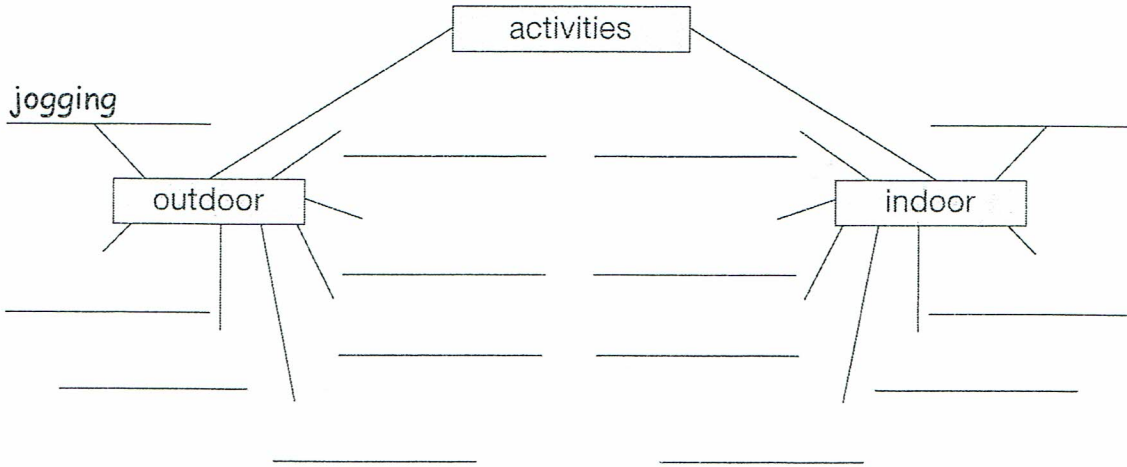
1. She's fishing \_\_\_\_\_.
2. \_\_\_\_\_.
3. \_\_\_\_\_.
4. \_\_\_\_\_.
5. \_\_\_\_\_.
6. \_\_\_\_\_.




Klasse: \_\_\_\_\_ Datum: \_\_\_\_\_ Name: \_\_\_\_\_


### Zusätzlicher Wortschatz (Übungen)

 **1** Make a network.



→ jogging, surfing, chatting online, cycling, making dinner, reading a magazine, fishing, ?

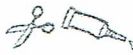
 **2** a) Colour the picture.  
 b) What are they doing? Tell your partner about the picture.




















© 2009 Cornelsen Verlag, Berlin. Alle Rechte vorbehalten.

Klasse: \_\_\_\_\_ Datum: \_\_\_\_\_ Name: \_\_\_\_\_

### Early finishers

 **1** Cut out the sentences and glue them under the right pictures.

 **2** What's Tom doing? Make a poster of his day.

He's getting up.	He's having breakfast.	He's playing football.	He's playing volleyball.
He's cleaning his room.	He's helping his father wash the car.	He's listening to music.	He's surfing the Internet.
He's talking on his mobile.	He's reading a magazine.	He's going to bed.	He's riding a bike.
He's watching TV.	He's meeting friends.	He's chilling out.	He's making dinner.

© 2009 Cornelsen Verlag, Berlin. Alle Rechte vorbehalten.

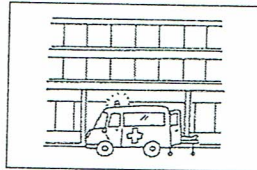
Klasse: \_\_\_\_\_ Datum: \_\_\_\_\_ Name: \_\_\_\_\_

### Zusätzlicher Wortschatz

**1 Listen to your teacher and read.**




nurse



hospital




florist



flower shop



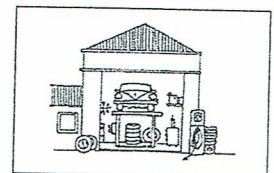
waitress



restaurant



mechanic



garage

**2 Read and draw lines.**

1. The zoo keeper has a job
2. The waitress has a job
3. The nurse has a job
4. The mechanic has a job
5. The teacher has a job
6. The shop assistant has a job
7. The florist has a job

- |                     |
|---------------------|
| at the shop.        |
| at the school.      |
| at the flower shop. |
| at the hospital.    |
| at the restaurant.  |
| at the garage.      |
| at the zoo.         |

**3 Look and write sentences.**



She's a \_\_\_\_\_.

She has a job at the \_\_\_\_\_.



\_\_\_\_\_.

\_\_\_\_\_.



\_\_\_\_\_.


\_\_\_\_\_.

Klasse: \_\_\_\_\_ Datum: \_\_\_\_\_ Name: \_\_\_\_\_

## Zusätzlicher Wortschatz (Übungen)

 **1 Read and tick.**

	true	false
1. The nurse has a job at the hospital.		
2. The gardener has a job at the school.		
3. The mechanic has a job at the garage.		
4. The cook has a job at the cafe.		
5. The waitress has a job at the zoo.		
6. The florist has a job at the flower shop.		
7. The zoo keeper has a job at the restaurant.		

 **2 Look at exercise 1 and write the correct sentences.**

1. The nurse has a job at \_\_\_\_\_.
2. \_\_\_\_\_.
3. \_\_\_\_\_.
4. \_\_\_\_\_.
5. \_\_\_\_\_.
6. \_\_\_\_\_.
7. \_\_\_\_\_.

 **3 Read and write.**

Do you want a job as a \_\_\_\_\_  
 \_\_\_\_\_  
 at our garage?  
 Contact:  
 Mr Baker  
 ☎ 2025 1197


Do you want a job as a \_\_\_\_\_  
 \_\_\_\_\_  
 at our hospital?  
 Contact:  
 Mrs Miller  
 ☎ 2025 1865

For our flower shop we need a \_\_\_\_\_  
 \_\_\_\_\_  
 Contact Susan:  
 ☎ 2025 4376



Klasse: \_\_\_\_\_ Datum: \_\_\_\_\_ Name: \_\_\_\_\_


### Early finishers

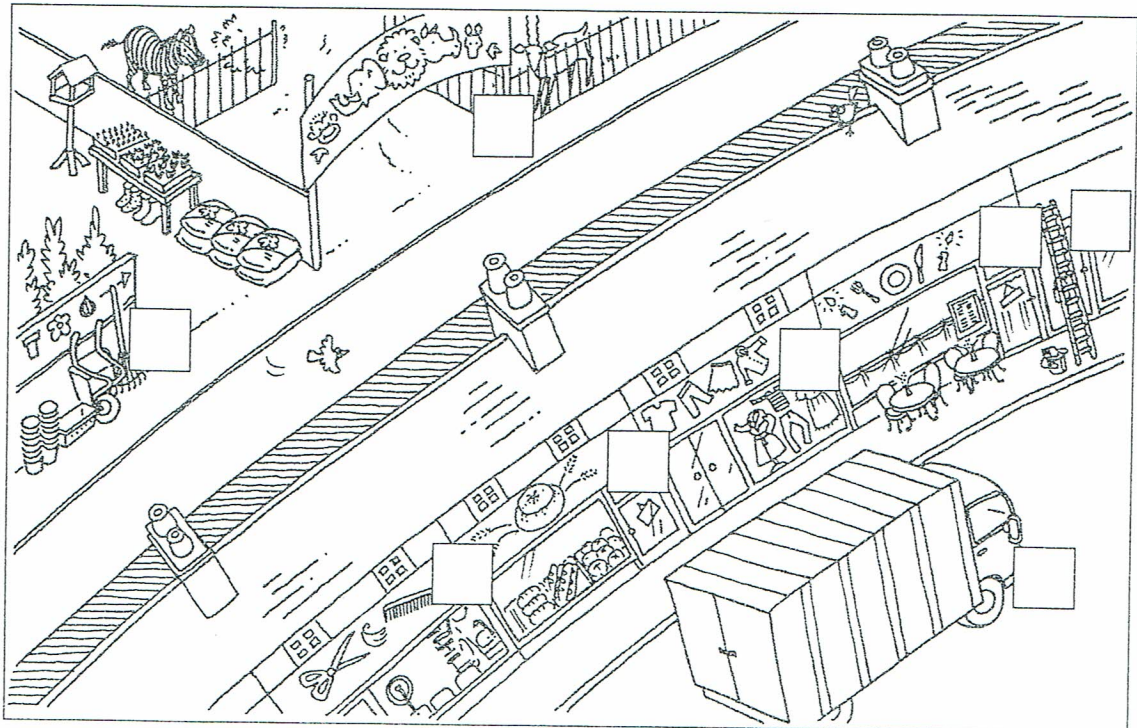
 a) Look and write.



lorry driver





 b) Where do they work? Write the numbers in the picture.




Klasse: \_\_\_\_\_ Datum: \_\_\_\_\_ Name: \_\_\_\_\_

## Zusätzlicher Wortschatz


  **1** Listen to your teacher and read.

laptop	Laptop
CD player	CD-Player
headset	Kopfhörer mit Mikrofon
text message	SMS
wifi (wireless Internet)	WLAN (kabelloses Internet)
surf the Internet	im Internet surfen

  **2** Look and write.




I have a CD player \_\_\_\_\_.




I have a \_\_\_\_\_ and  
a \_\_\_\_\_.



I have a \_\_\_\_\_,  
a \_\_\_\_\_ and a \_\_\_\_\_.



Oh, my mobile phone. Is it a te \_\_\_\_\_  
me \_\_\_\_\_ ?



Oh no! Help!


Klasse: \_\_\_\_\_ Datum: \_\_\_\_\_ Name: \_\_\_\_\_


### Zusätzlicher Wortschatz (Übungen)

 **1** What do you want for your birthday? Tick three wishes and write.

- |                                      |  |                                       |
|--------------------------------------|--|---------------------------------------|
| <input type="checkbox"/> a dog       | <input type="checkbox"/> a mobile          | <input type="checkbox"/> a DVD-player |
| <input type="checkbox"/> a radio     | <input type="checkbox"/> wireless Internet | <input type="checkbox"/> a computer   |
| <input type="checkbox"/> a CD player | <input type="checkbox"/> a webcam          | <input type="checkbox"/> a headset    |
| <input type="checkbox"/> a laptop    | <input type="checkbox"/> a digital camera  | <input type="checkbox"/> a controller |

I want \_\_\_\_\_, \_\_\_\_\_ and \_\_\_\_\_.

 **2** Look at the picture. Complete the dialogue and act it out with a partner.



1. Girl: Mum, can I surf \_\_\_\_\_?

Mum: No, you can't.

2. Girl: Dad, do we have \_\_\_\_\_ Internet?

Dad: Yes, \_\_\_\_\_ do.

3. Girl: Mum, is there a text \_\_\_\_\_ for me?

Mum: No, there \_\_\_\_\_.

4. Girl: Dad, can I listen to music with your \_\_\_\_\_?


Dad: No, \_\_\_\_\_ can't.


5. Girl: Mum, where is your \_\_\_\_\_?

Mum: \_\_\_\_\_ on the table.

Klasse: \_\_\_\_\_ Datum: \_\_\_\_\_ Name: \_\_\_\_\_

## Early finishers

 Read and write.



Boy: Hello. What's the time, please?

Girl: It's six o'clock. \_\_\_\_\_ (r)

Boy: I'm Jim. What's your name?

Girl: \_\_\_\_\_ ( )

Boy: I like your mobile. Does it have a touch screen?

Girl: \_\_\_\_\_ ( )

Boy: Are you from London?

Girl: \_\_\_\_\_ ( )

Boy: I'm from London. What's your mobile number?

Girl: \_\_\_\_\_ ( )

Boy: And your e-mail address?

Girl: \_\_\_\_\_ ( )

Boy: Can I take a photo of you with my digital camera?

Girl: \_\_\_\_\_ ( )

Boy: I have to go home. I have to do my homework. Bye.

Girl: \_\_\_\_\_ ( )

Lösungswort: \_\_\_\_\_

→ My name is Ann. (i)

~~It's six o'clock.~~ (r)

No, it doesn't. (n)

My number is 07817 / 62 11 3. (t)

I don't have an e-mail address. (o)

Bye. See you. (e)



Yes, you can. (n)

No, I'm not. I'm from Cornwall. (g)




Klasse: \_\_\_\_\_ Datum: \_\_\_\_\_ Name: \_\_\_\_\_


## Zusätzlicher Wortschatz




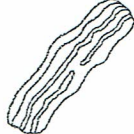
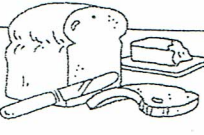



  **1** Listen to your teacher and read.

bacon	(Schinken-)Speck
coffee	Kaffee
hot chocolate	heiße Schokolade
jam	Marmelade (außer Orangenmarmelade)
sugar	Zucker

 **2** Odd one out. Read and circle.

- a) coffee – tea – eggs – hot chocolate
- b) jam – marmalade – honey – coffee
- c) sugar – apple – banana – orange
- d) rolls – bacon – jam – pizza
- e) ham – bread – sausage – bacon

 **3** What's missing? Look, write and draw lines.

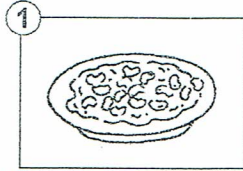
<p>1</p> 	<p>Would you like some milk _____ ?</p>	
<p>2</p> 	<p>Would you _____ _____ ?</p>	
<p>3</p> 	<p>Would _____ _____ ?</p>	
<p>4</p> 	<p>_____ _____ ?</p>	

Klasse: \_\_\_\_\_ Datum: \_\_\_\_\_ Name: \_\_\_\_\_


### Zusätzlicher Wortschatz (Übungen)



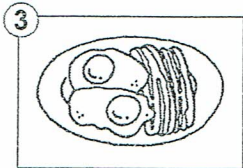
**1 Look and write.**




I had baked beans for breakfast \_\_\_\_\_.



I had \_\_\_\_\_  
\_\_\_\_\_ for breakfast.



\_\_\_\_\_ for breakfast.



\_\_\_\_\_  
\_\_\_\_\_.



**2 Read and cross out the wrong word. Write the correct sentences.**

1. Eggs, bacon and baked beans are for lunch.

\_\_\_\_\_.

2. Pizza is for breakfast.

\_\_\_\_\_.

3. Jam and marmalade are for dinner.

\_\_\_\_\_.



**3 And you? Write.**

1. How often do you eat bacon?

\_\_\_\_\_.

2. Do you drink coffee?

\_\_\_\_\_.

Klasse: \_\_\_\_\_ Datum: \_\_\_\_\_ Name: \_\_\_\_\_

### Early finishers

 Do the breakfast sudokus. Write.

Fülle die leeren Felder so aus:

1. Jedes Wort kommt nur einmal in jeder Zeile vor.
2. Jedes Wort kommt nur einmal in jedem 4er-/6er-Block vor.
3. Jedes Wort kommt nur einmal in jeder Spalte vor.

#### Easy

bread	butter		honey
tea	honey	bread	butter
		honey	tea
			bread



#### Difficult

eggs	marmalade	sausage			roll
sausage	tea	roll	marmalade	water	
roll	water			marmalade	sausage
	eggs		sausage		marmalade
		marmalade	roll		water
marmalade					tea

© 2009 Cornelsen Verlag, Berlin. Alle Rechte vorbehalten.

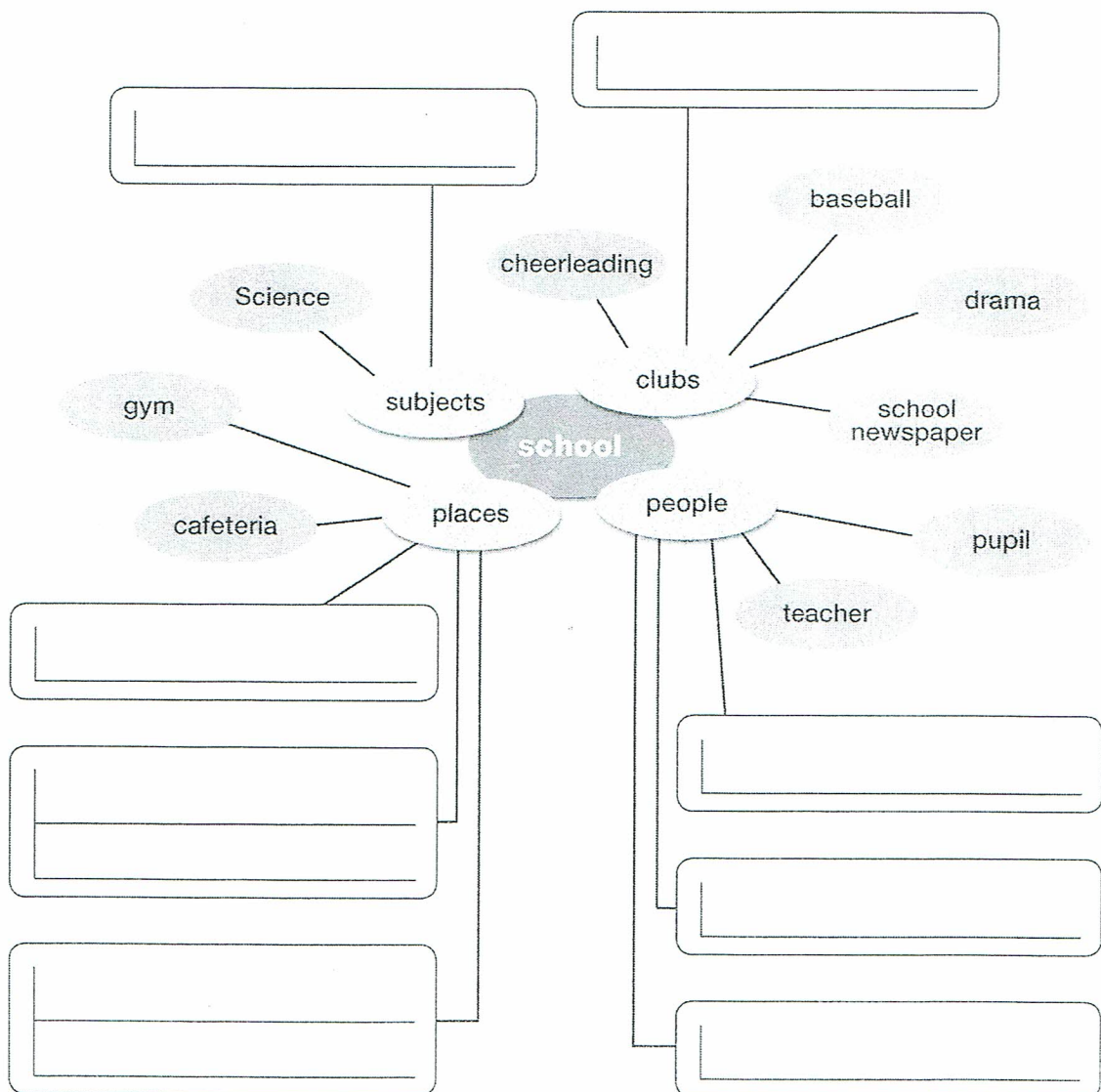
Klasse: \_\_\_\_\_ Datum: \_\_\_\_\_ Name: \_\_\_\_\_

## Zusätzlicher Wortschatz

  **1** Listen to your teacher and read.

assembly hall	Aula	Geography	Erdkunde
courtyard	Schulhof	secretary	Sekretär/in
head teacher	Schulleiter/in	secretary's office	Sekretariat
caretaker	Hausmeister/in	woodworking	Holzarbeiten

 **2** Complete the mindmap. Use the new words.



Klasse: \_\_\_\_\_ Datum: \_\_\_\_\_ Name: \_\_\_\_\_

## Zusätzlicher Wortschatz (Übungen)



**1** Read and draw lines.

You can meet friends here in the break.	caretaker
This is a school subject.	head teacher
He or she cleans the school.	secretary
In this club you make things with wood.	secretary's office
This is where a school has meetings.	courtyard
He or she works with the head teacher.	woodworking club
The secretary works here.	assembly hall
He or she is the boss of the school.	Geography

© 2010 Cornelsen Verlag, Berlin. Alle Rechte vorbehalten.




**2** Look at exercise 1 and write.

1. What do you do in woodworking? \_\_\_\_\_
2. Is Geography a school subject? \_\_\_\_\_
3. Where can you meet your friends after school? \_\_\_\_\_
4. What does the secretary do? \_\_\_\_\_
5. Where does a school have meetings? \_\_\_\_\_
6. What does the caretaker do? \_\_\_\_\_
7. Where does the secretary work? \_\_\_\_\_
8. Is your head teacher a man or a woman? \_\_\_\_\_

Klasse: \_\_\_\_\_ Datum: \_\_\_\_\_ Name: \_\_\_\_\_

### Early finishers

 **1** Read about Steve's dream school.



My dream school has a swimming pool.

The cafeteria has pizza and ice cream every day.

My dream school doesn't have Maths.

There is a cinema in my dream school.

You can play football there every day.

 **2** Now you. Write about your dream school. Use a dictionary.

1. My dream school \_\_\_\_\_
2. \_\_\_\_\_
3. \_\_\_\_\_
4. \_\_\_\_\_
5. \_\_\_\_\_
6. \_\_\_\_\_
7. \_\_\_\_\_
8. \_\_\_\_\_